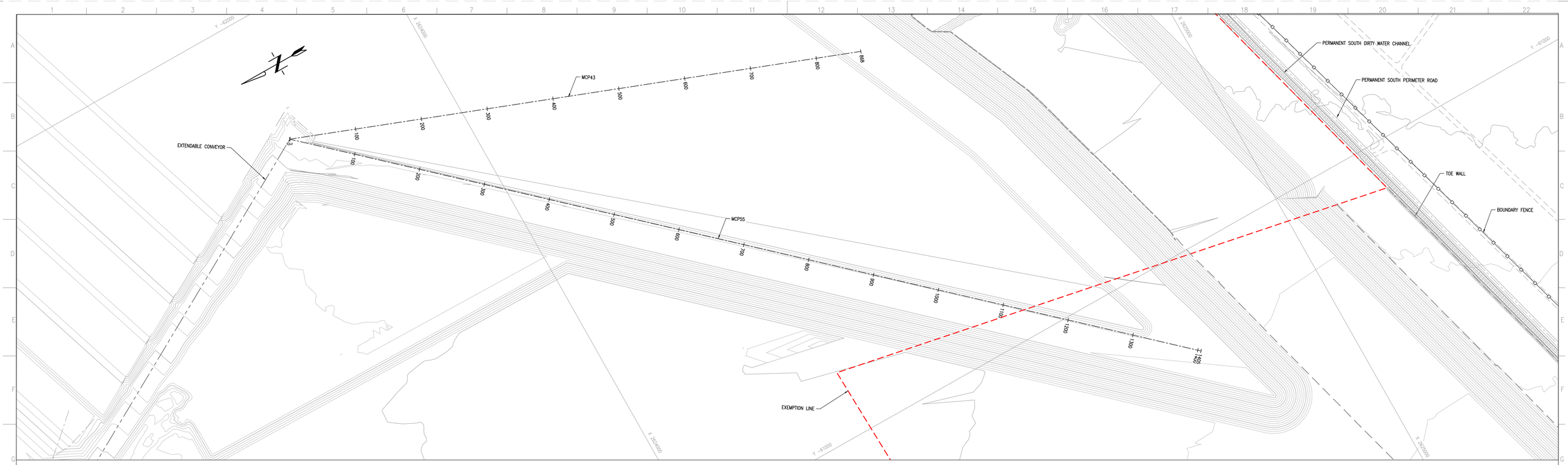

MCP43 AND MCP55 LAYOUT PLAN
SCALE 1:2000

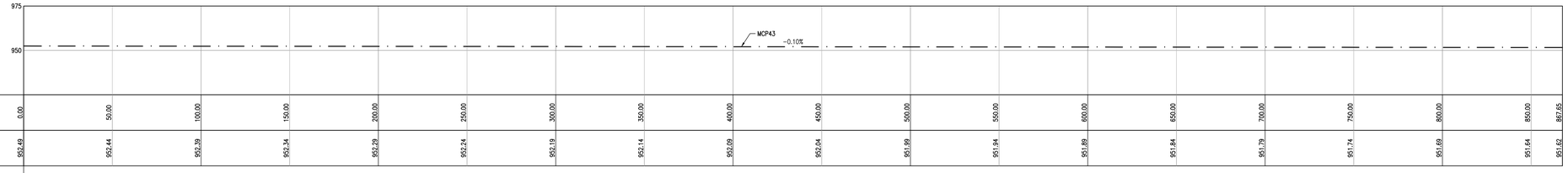

SCALES:
Horizontal 1:1000
Vertical 1:1000

DATUM 925.00

CHAINAGE (m)	DESIGN LEVELS (m)
0.00	952.49
50.00	952.44
100.00	952.39
150.00	952.34
200.00	952.29
250.00	952.24
300.00	952.19
350.00	952.14
400.00	952.09
450.00	952.04
500.00	951.99
550.00	951.94
600.00	951.89
650.00	951.84
700.00	951.79
750.00	951.74
800.00	951.69
850.00	951.64
867.65	951.62

MCP43 LONGITUDINAL SECTION CH. 0 TO CH. 867.65
SCALE 1:1000

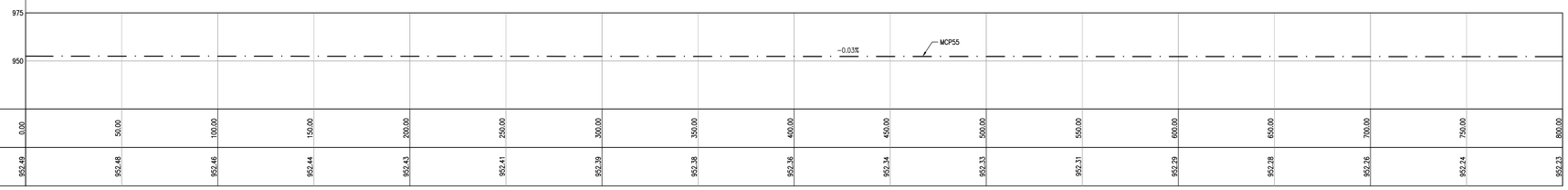

SCALES:
Horizontal 1:1000
Vertical 1:1000

DATUM 925.00

CHAINAGE (m)	DESIGN LEVELS (m)
0.00	952.49
50.00	952.48
100.00	952.46
150.00	952.44
200.00	952.43
250.00	952.41
300.00	952.39
350.00	952.38
400.00	952.36
450.00	952.34
500.00	952.33
550.00	952.31
600.00	952.29
650.00	952.28
700.00	952.26
750.00	952.24
800.00	952.23

MCP55 LONGITUDINAL SECTION CH. 0 TO CH. 800
SCALE 1:1000

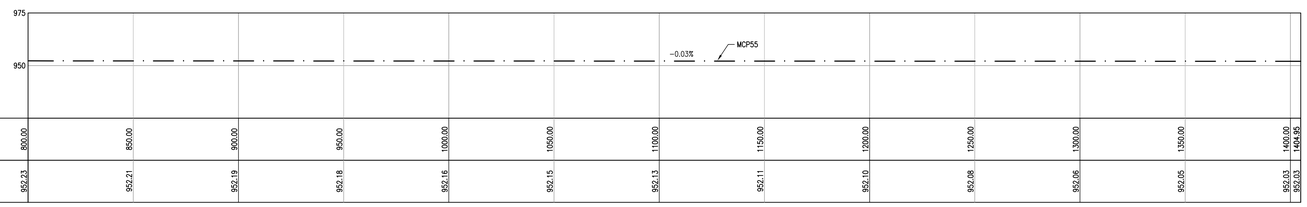

SCALES:
Horizontal 1:1000
Vertical 1:1000

DATUM 925.00

CHAINAGE (m)	DESIGN LEVELS (m)
800.00	952.23
850.00	952.21
900.00	952.19
950.00	952.18
1000.00	952.16
1050.00	952.15
1100.00	952.13
1150.00	952.11
1200.00	952.10
1250.00	952.08
1300.00	952.06
1350.00	952.05
1400.00	952.03
1404.95	952.03

MCP55 LONGITUDINAL SECTION CH. 800 TO CH. 1404.95
SCALE 1:1000

25 0 25 50 75
METRES 1:1000

50 0 50 100 150
METRES 1:2000

NOTES

1. ALL DIMENSIONS IN MILLIMETERS UNLESS STIPULATED OTHERWISE.
2. FOR CONVEYOR SETTING OUT POINTS REFER TO DWG. 301-00825/01-314.
3. TEMPORARY DRAINAGE CANALS TO BE CONSTRUCTED IN AREAS WHERE PONDING IS NOTED ON SITE DURING ASHING.

FOR CONSTRUCTION

DISCLAIMER

This drawing, was prepared by Knight Piésold Consulting (Pty) Ltd based on the best information available at the time of preparation. During construction site conditions, or site conditions, or site development, may possibly dictate that amendments of adaptations be made to certain details on the drawing. Strict compliance with the project specifications is also essential. Knight Piésold Consulting (Pty) Ltd will therefore not accept liability for any losses, damages or consequential losses, suffered by any party resulting from the use or implementation of the contents of this drawing, if executed or amended without fulltime supervision by Knight Piésold Consulting (Pty) Ltd.

D.O.	REV	DATE	REVISION	REV BY	CHKD BY	APP BY	AUTH BY	KKS APP	REFERENCE DRAWINGS
	2	09.04.20	ISSUED FOR CONSTRUCTION	MKM	TM	JRW			

AUTHORISED FOR ESKOM BY:
CODIFICATION BY:
APPROVED BY: JR WILLIAMSON
CHECKED BY: T MOKOMA
CREATED BY: MK MPHOLO
SCALE AS SHOWN

CLASSIFICATION
PBS PATH

Knight Piésold CONSULTING
PR. ENG. 704312
Eskom
ESKOM HOLDINGS SOC Ltd
REG No 2002/015527/30

MATIMBA POWER STATION
MATIMBA ASH DUMP
PHASE 3 (12 YEARS LINED AREA)
MCP43 AND MCP55 POSITIONS
LAYOUT PLAN AND
LONGITUDINAL SECTIONS

301-00825/01-315 REV 2
0.58/61416 SHT 16 REV 2

DRAWING CLASSIFICATION: CONTROLLED DISCLOSURE