

REHABILITATED SLOPES TAKE-DOWN PIPES LAYOUT PLAN
NTS

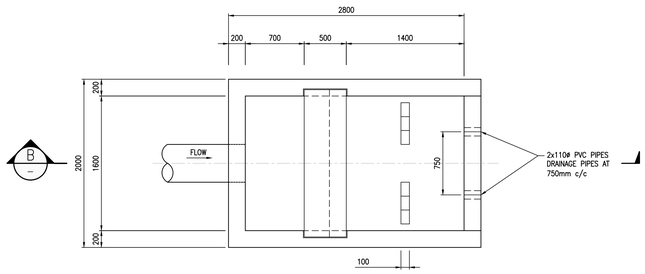

DECANT ENERGY DISSIPATOR PLAN
SCALE 1:25

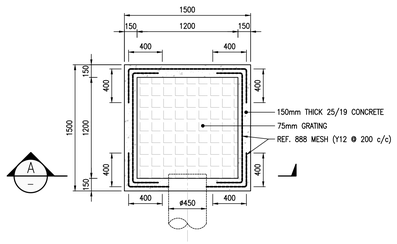

MAN HOLE PLAN
SCALE 1:25

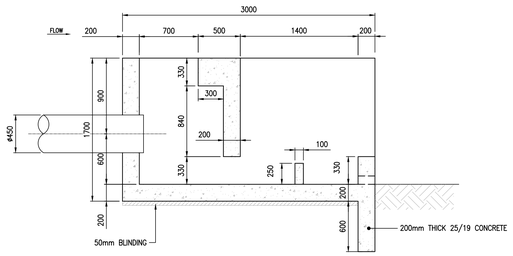

DECANT ENERGY DISSIPATOR SECTION
SCALE 1:25

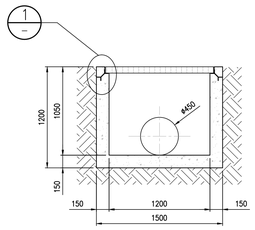

MAN HOLE SECTION
SCALE 1:25

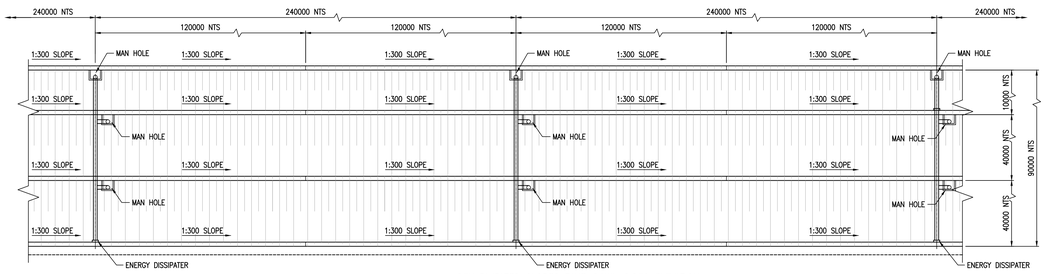

REHABILITATED SLOPES TAKE-DOWN PIPES ELEVATION
NTS

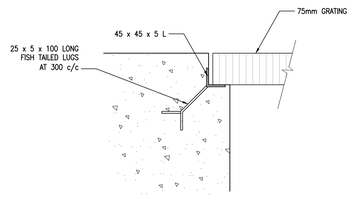

DETAIL
SCALE 1:5

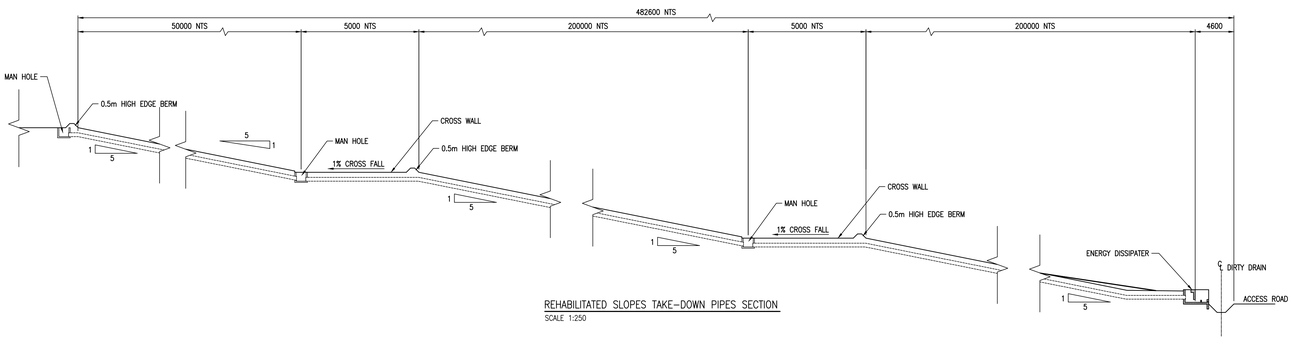

REHABILITATED SLOPES TAKE-DOWN PIPES SECTION
SCALE 1:250

100 0 200 400
MILLIMETRES 1:5

500 0 500 1000 1500
MILLIMETRES 1:25

5 0 10 20
METRES 1:250

DISCLAIMER

This drawing, was prepared by Knight Piésold Consulting (Pty) Ltd based on the best information available at the time of preparation. During construction site conditions, or site conditions, or site development, may possibly dictate that amendments of adaptations be made to certain details on the drawing. Strict compliance with the project specifications is also essential. Knight Piésold Consulting (Pty) Ltd will therefore not accept liability for any losses, damages or consequential losses, suffered by any party resulting from the use or implementation of the contents of this drawing, if executed or amended without fulltime supervision by Knight Piésold Consulting (Pty) Ltd.

D.O.	REV	DATE	REVISION	REV BY	CHKD BY	APP BY	AUTH BY	KKS APP	REFERENCE DRAWINGS
	2	09.04.20	ISSUED FOR CONSTRUCTION	MKM	TM	JRW			

AUTHORISED FOR ESKOM BY:
CLASSIFICATION
PBS PATH
CODIFICATION BY:
APPROVED BY: JR WILLIAMSON
CHECKED BY: T MOKOMA
CREATED BY: MK MPHOLO
SCALE AS SHOWN

Knight Piésold CONSULTING
PR. ENG. 704312

Eskom
ESKOM HOLDINGS SOC Ltd
REG No 2002/015527/30

MATIMBA POWER STATION

MATIMBA ASH DUMP

PHASE 4 (16 YEARS LINED AREA)
REHABILITATED SLOPES DRAINAGE
SECTIONS AND DETAILS

301-00825/01-419 REV 2

0.58/61417 SHT 20 REV 2

FOR CONSTRUCTION

DRAWING CLASSIFICATION: CONTROLLED DISCLOSURE

A0L