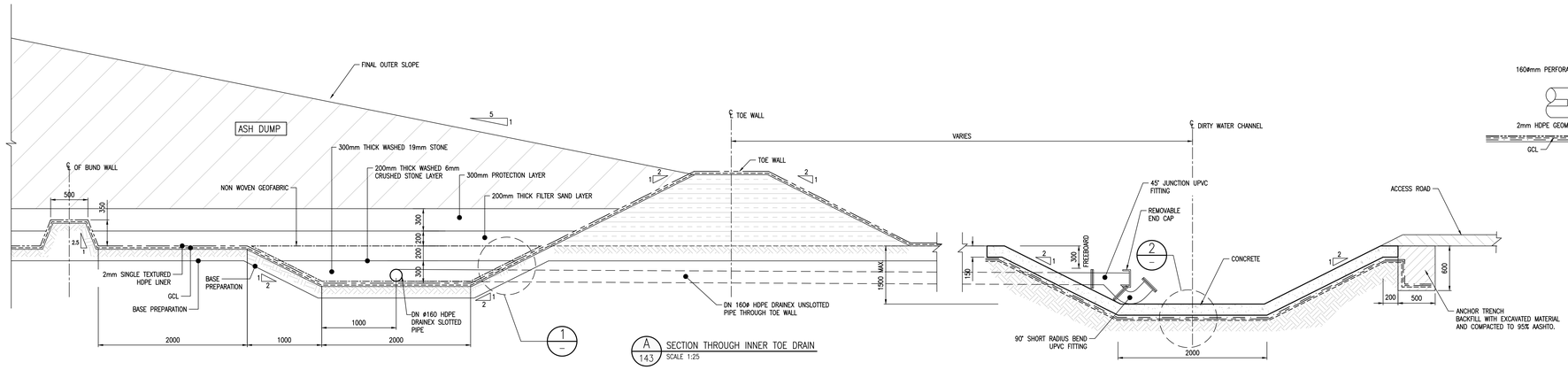

A 143 SECTION THROUGH INNER TOE DRAIN
SCALE 1:25

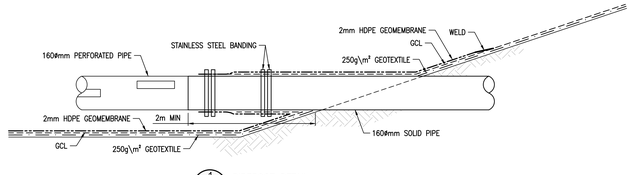

1 PIPEBOOT DETAIL
SCALE 1:10

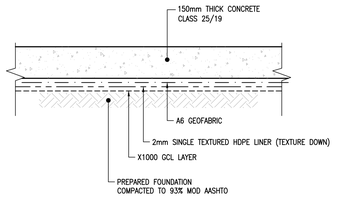

2 TYPICAL DETAIL
1:10

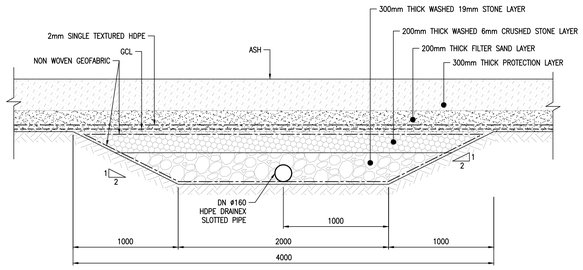

B 143 SECTION THROUGH BARRIER SYSTEM (FIN DRAINS)
SCALE 1:20

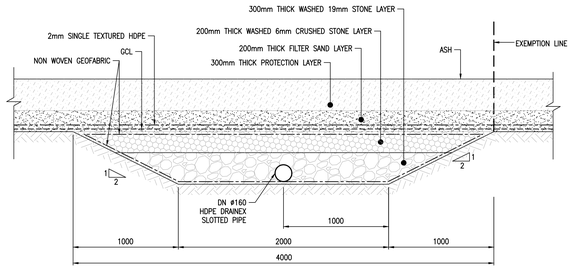

C 143 SECTION THROUGH BARRIER SYSTEM (COLLECTOR PIPE)
SCALE 1:20

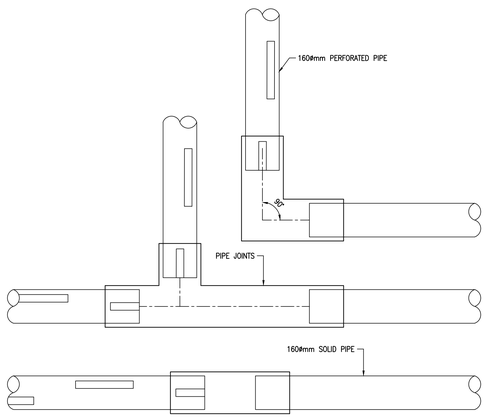

TYPICAL PIPE JOINT DETAIL (TYPE 1)
SCALE 1:10

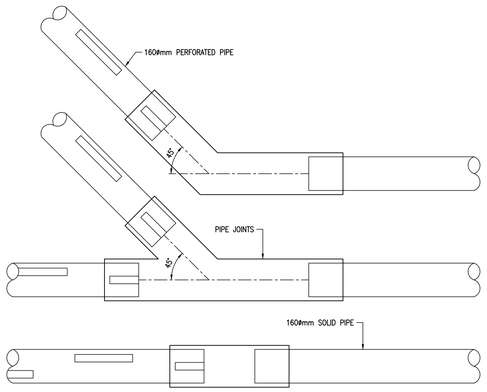

TYPICAL PIPE JOINT DETAIL (TYPE 2)
SCALE 1:10

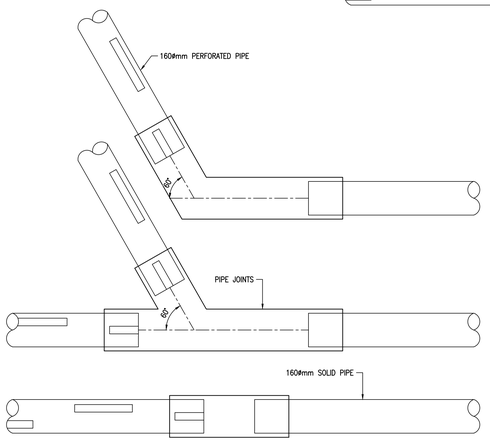

TYPICAL PIPE JOINT DETAIL (TYPE 3)
SCALE 1:10

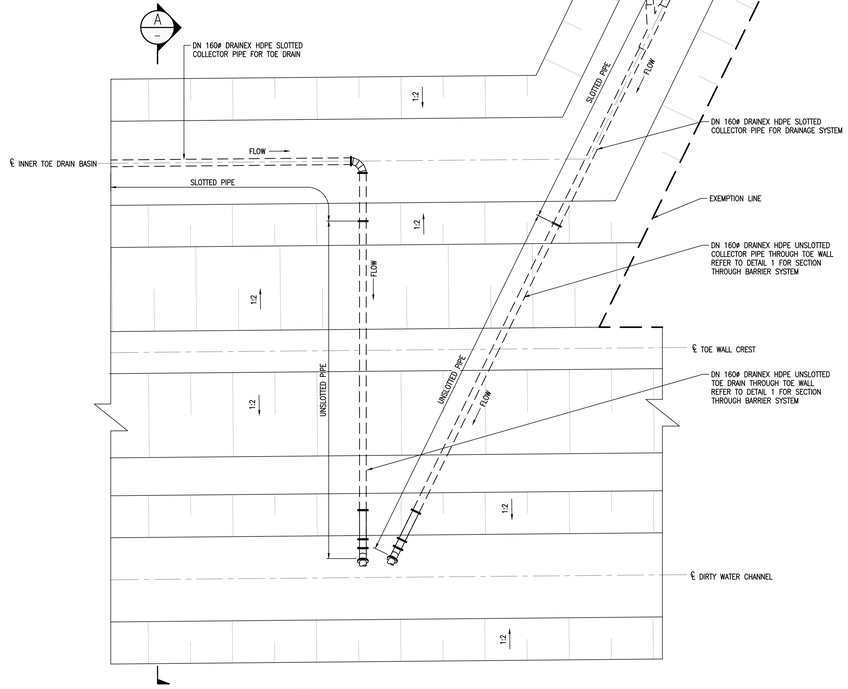

3 143 DETAIL: UNDERDRAINAGE SYSTEM OUTLET
SCALE 1:50

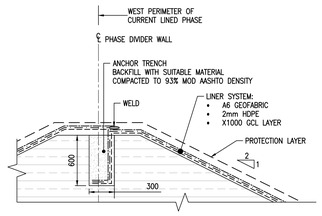

DETAIL SHOWING LINER CONNECTION FOR NEXT PHASE
SCALE 1:25

250 0 250 500 750
MILLIMETRES 1:10

500 0 500 1000 1500
MILLIMETRES 1:20

500 0 500 1000 1500
MILLIMETRES 1:25

1000 0 2000 4000
MILLIMETRES 1:50

NOTES:

1. CONCRETE 30/19
2. REINFORCEMENT 617 MESH
3. WELD TO BE DONE ACCORDING TO INDUSTRY STANDARDS.
4. WELD TO BE TESTED FOR LEAKS.
5. ALL PIPEWORK OVERLAIN BY ASH IS TO BE SLOTTED, PIPEWORK UNDER STARTER/TOE WALLS ARE TO BE UNSLOTTED.

FOR CONSTRUCTION

DISCLAIMER

This drawing, was prepared by Knight Piésold Consulting (Pty) Ltd based on the best information available at the time of preparation. During construction site conditions, or site conditions, or site development, may possibly dictate that amendments of adaptations be made to certain details on the drawing. Strict compliance with the project specifications is also essential. Knight Piésold Consulting (Pty) Ltd will therefore not accept liability for any losses, damages or consequential losses, suffered by any party resulting from the use or implementation of the contents of this drawing, if executed or amended without fulltime supervision by Knight Piésold Consulting (Pty) Ltd.

D.O.	REV	DATE	REVISION	REV BY	CHKD BY	APP BY	AUTH BY	KKS APP	REFERENCE DRAWINGS
	2	09.04.20	ISSUED FOR CONSTRUCTION	MKM	TM	JRW			

AUTHORISED FOR ESKOM BY:
CLASSIFICATION:
PBS PATH:
CODIFICATION BY:
APPROVED BY: JR WILLIAMSON
CHECKED BY: T MOKOMA
CREATED BY: MK MPHOLO
SCALE: AS SHOWN

Knight Piésold CONSULTING
PR. ENG. 704312
Eskom
ESKOM HOLDINGS SOC Ltd REG No 2002/015527/30

MATIMBA POWER STATION
MATIMBA ASH DUMP
PHASE 1 (4 YEARS LINED AREA)
UNDERDRAINAGE LINER SYSTEM
SECTIONS AND DETAILS

301-00825/01-144 REV 2
0.58/61414 SHT 5 REV 2

DRAWING CLASSIFICATION: CONTROLLED DISCLOSURE