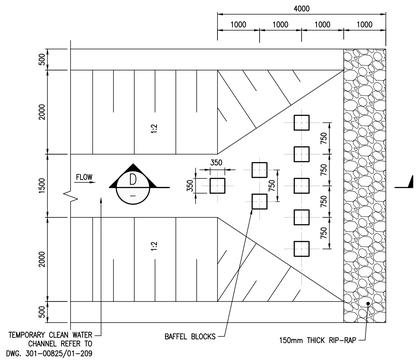

2 / 208 PHASE 2 OUTLET STRUCTURE DETAIL
SCALE 1:50

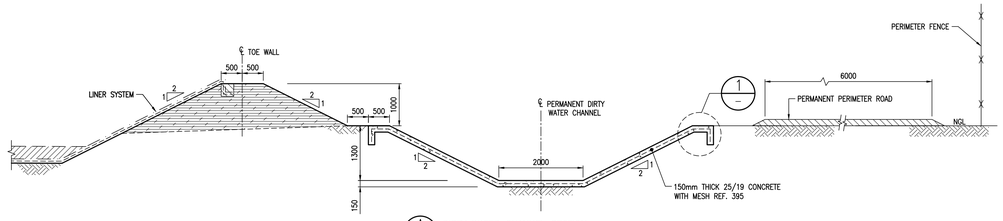

A / 205/206 DIRTY WATER CHANNEL SECTION
SCALE 1:50

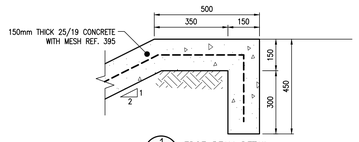

1 / — EDGE BEAM DETAIL
scale 1:10

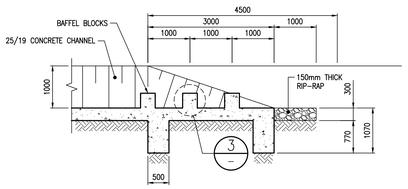

D / — OUTLET STRUCTURE SECTION
SCALE 1:50

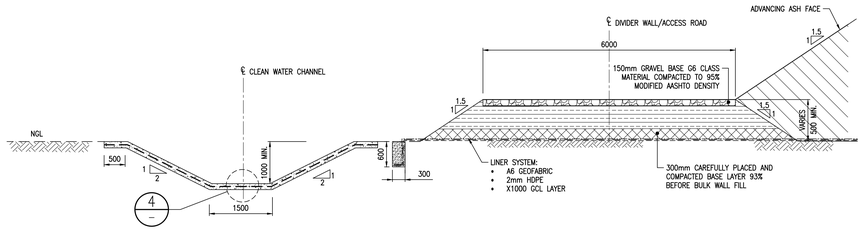

B / 209/219 SECTION CLEAN WATER CHANNEL AND DIVIDER WALL AT ADVANCING ASH FACE (CH. 400 – CH. 800)
SCALE 1:50

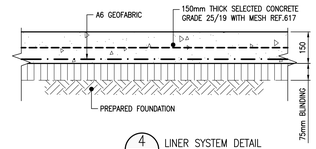

4 / — LINER SYSTEM DETAIL
SCALE 1:10

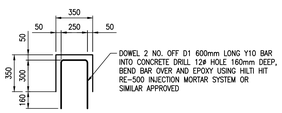

3 / — BAFFEL BLOCK DETAIL
SCALE 1:20

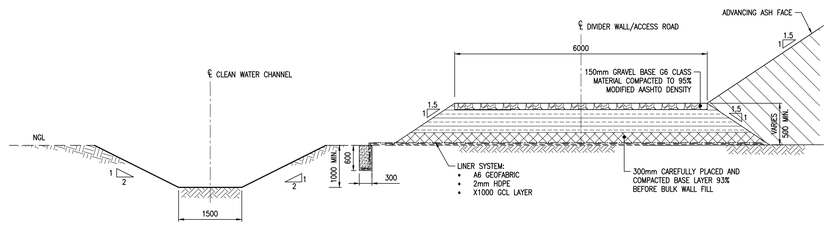

C / 209/219 SECTION CLEAN WATER CHANNEL AND DIVIDER WALL AT ADVANCING ASH FACE
SCALE 1:50

FOR CONSTRUCTION

DISCLAIMER

This drawing, was prepared by Knight Piésold Consulting (Pty) Ltd based on the best information available at the time of preparation. During construction site conditions, or site conditions, or site development, may possibly dictate that amendments of adaptations be made to certain details on the drawing. Strict compliance with the project specifications is also essential. Knight Piésold Consulting (Pty) Ltd will therefore not accept liability for any losses, damages or consequential losses, suffered by any party resulting from the use or implementation of the contents of this drawing, if executed or amended without fulltime supervision by Knight Piésold Consulting (Pty) Ltd.

D.O.	REV	DATE	REVISION	REV BY	CHKD BY	APP BY	AUTH BY	KKS APP	REFERENCE DRAWINGS
	3	25.05.20	SECTIONS AMENDED	MKM	TM	JRW			
	2	09.04.20	ISSUED FOR CONSTRUCTION	MKM	TM	JRW			

AUTHORISED FOR ESKOM BY:
CLASSIFICATION
PBS PATH
CODIFICATION BY:
APPROVED BY: JR WILLIAMSON
CHECKED BY: T MOKOMA
CREATED BY: MK MPHOLO
SCALE AS SHOWN

Knight Piésold CONSULTING
PR. ENG. 704312

Eskom
ESKOM HOLDINGS SOC Ltd
REG No 2002/015527/30

MATIMBA POWER STATION
MATIMBA ASH DUMP
PHASE 2 (8 YEARs LINED AREA)
STORMWATER MANAGEMENT
SECTIONS AND DETAILS

301–00825/01–210 REV 3
0.58/61415 SHT 11 REV 3

DRAWING CLASSIFICATION: CONTROLLED DISCLOSURE