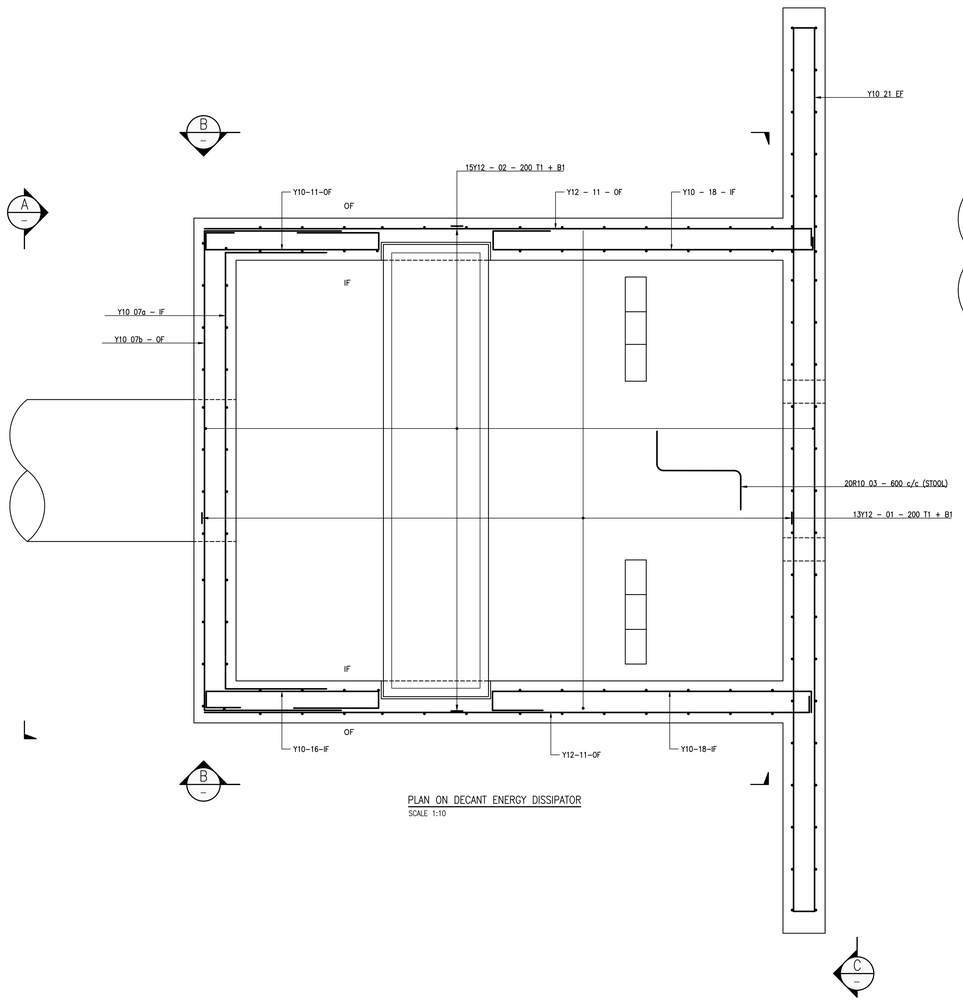

PLAN ON DECANT ENERGY DISSIPATOR
SCALE 1:10

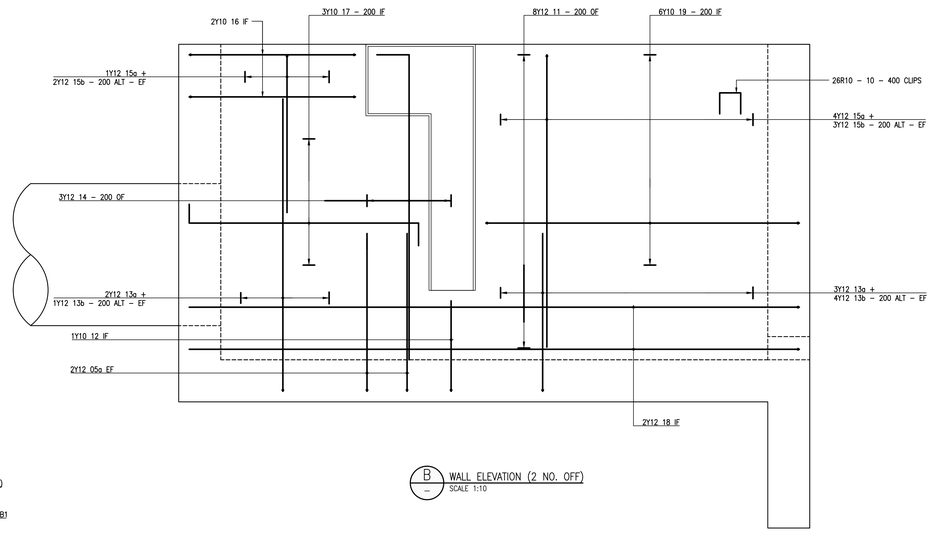

WALL ELEVATION (2 NO. OFF)
SCALE 1:10

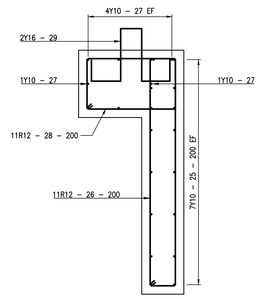

PRE-CAST BEAM DETAIL (40MPA CONCRETE COVER = 40MM)
SCALE 1: 10

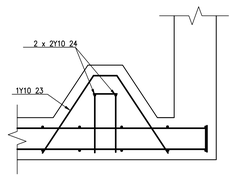

STEP DETAIL (2 NO. OFF)
SCALE 1: 10

MEMBER	MARK	TYPE AND SIZE	No. OF MEMBERS	No. PER MEMBER	TOTAL	LENGTH mm	SHAPE CODE	A	B	C	D	E/R
WALL A	01	Y12	1	26	26	2450	38	125	2265	(120)	–	–
	02	Y12	1	30	30	3100	38	135	2890	(135)	–	–
	03	R10	1	20	20	900	83	310	125	210	(210)	–
	04a	Y12	1	8	8	850	37	(400)	480	–	–	–
	04b	Y12	1	8	8	500	37	(100)	430	–	–	–
	05a	Y12	1	8	8	1200	37	480	(750)	–	–	–
	05b	Y12	1	8	8	2000	37	(450)	1580	–	–	–
	06a	Y10	1	8	8	1500	38	650	800	(100)	–	–
	06b	Y10	1	8	8	1400	38	650	680	(120)	–	–
	07a	Y10	1	10	10	3000	38	500	2060	490	–	–
	07b	Y10	1	10	10	3200	38	480	2270	(500)	–	–
	08a	Y12	1	8	8	850	37	100	(780)	–	–	–
	08b	Y12	1	8	8	1650	37	(100)	1580	–	–	–
	09a	Y12	1	4	4	1950	43	320	455	420	315	(300)
	09b	Y12	1	4	4	1950	43	405	260	540	180	(485)
	10	R10	1	54	54	250	38	100	90	(100)	–	–
WALL B	11	Y12	2	8	20	3150	37	(300)	2880	–	–	–
	12	Y10	2	1	2	800	37	400	(425)	–	–	–
	13a	Y12	2	10	20	1150	37	400	(780)	–	–	–
	13b	Y12	2	10	20	1750	37	(400)	1380	–	–	–
	14	Y12	2	3	6	1550	37	(150)	1430	–	–	–
	15a	Y12	2	10	20	850	37	100	(780)	–	–	–
	15b	Y12	2	10	20	1450	37	(100)	1380	–	–	–
	16	Y10	2	2	4	1350	36	370	100	780	130	(480)
	17	Y10	2	3	6	1300	38	135	1080	(135)	–	–
	18	Y10	2	6	12	2050	52	100	1480	100	(415)	–
	05a	Y12	2	4	8	1200	37	480	(750)	–	–	–
WALL C	19a	Y10	1	4	4	1780	38	100	1630	(100)	–	–
	19b	Y10	1	2	2	650	38	110	480	(110)	–	–
	20	Y12	1	32	32	450	20	450	–	–	–	–
	21	Y10	1	8	22	4450	38	100	4290	(110)	–	–
	22	Y12	1	44	44	2350	38	110	2190	(110)	–	–
STEP	23	Y10	2	1	2	1400	43	205	440	110	380	(205)
	24	Y10	2	4	8	750	38	350	80	(360)	–	–
PRECAST BEAM	25	Y10	1	14	14	2400	38	200	2050	(200)	–	–
	26	R12	1	11	11	2488	60	110	1070	–	–	–
	27	Y10	1	10	10	2300	38	150	2050	(150)	–	–
	28	R12	1	11	11	1408	60	230	410	–	–	–
	29	Y16	1	2	2	950	53	255	250	100	250	(255)
	30	Y12	1	16	16	950	20	950	–	–	–	–

HIGH TENSILE STEEL									
DIAMETER		8mm	10mm	12mm	16mm	20mm	25mm	32mm	40mm
TOTAL LENGTH FOR SHEET	m	–	279.92	535.00	1.90	–	–	–	–
MASS FOR SHEET	kg	–	172.71	475.08	3.00	–	–	–	–
TOTAL MASS FOR SHEET	kg	650.8							

MILD STEEL									
DIAMETER		8mm	10mm	12mm	16mm	20mm	25mm	32mm	40mm
TOTAL LENGTH FOR SHEET	m	–	31.50	42.86	–	–	–	–	–
MASS FOR SHEET	kg	–	19.44	38.06	–	–	–	–	–
TOTAL MASS FOR SHEET	kg	57.5							

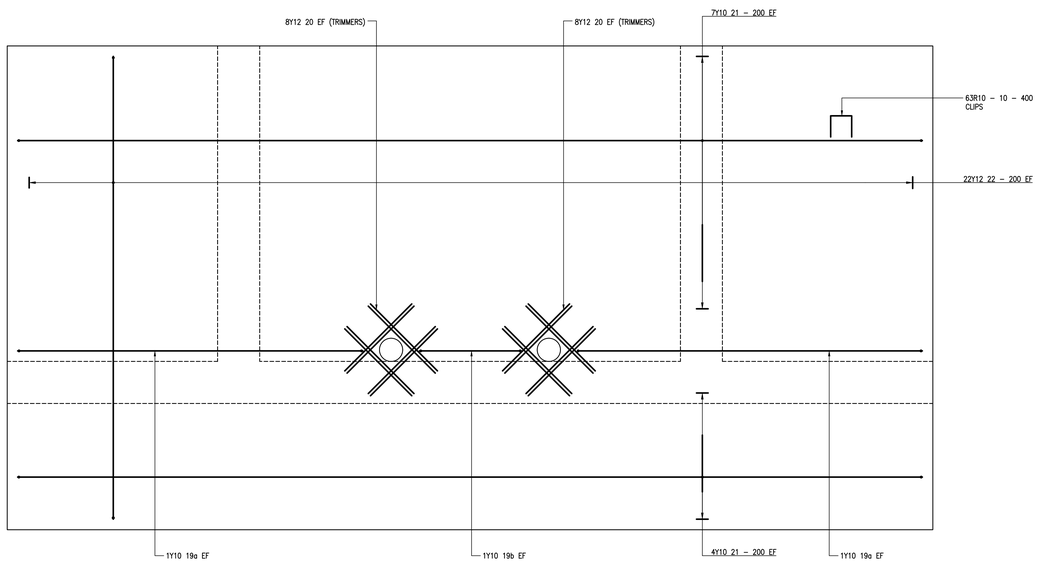

WALL ELEVATION
SCALE 1:10

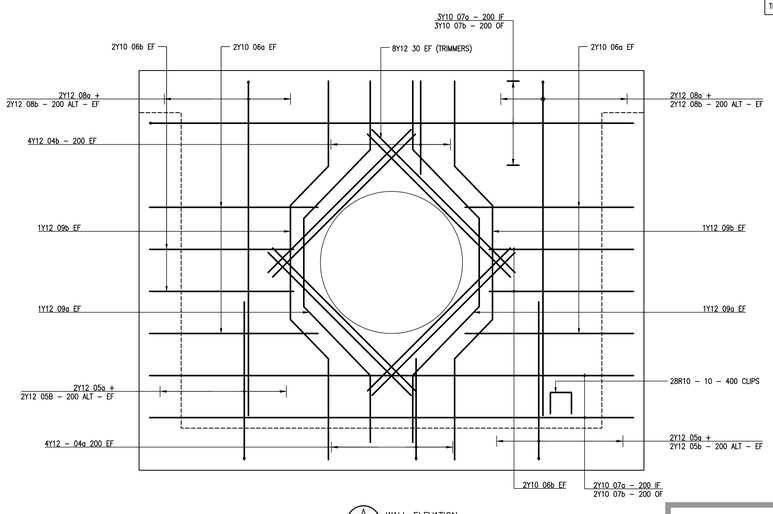

WALL ELEVATION
SCALE 1:10

NOTES:

1. MINIMUM LAP LENGTH TO BE : 45 x SMALLER BAR DIAMETER UNLESS OTHERWISE NOTED.
2. DETAILING AND ABBREVATIONS IN ACCORDANCE WITH SANS 10144
3. REINFORCEMENT TO SABS 920 (1985 AND SABS 1024 (1991)
   – HOT ROLLED HIGH YIELD STRESS STEEL DEFORMED ('Y BARS')
   WITH 450 MPa YIELD STRESS
4. FOR STEEL SPECIFICATIONS AND BENDING DETAILS REFER TO BENDING SCHEDULE.
5. ABBREVATIONS:
   B1 = LOWER BOTTOM STEEL
   B2 = UPPER BOTTOM STEEL
   T1 = UPPER TOP STEEL
   T2 = LOWER TOP STEEL
   ABR = ALTERNATING BAR REVERSED
   ALT = ALTERNATING
   OF = OUTSIDE FACE
   IF = INSIDE FACE
   EF = EACH FACE

DISCLAIMER

This drawing, was prepared by Knight Piésold Consulting (Pty) Ltd based on the best information available at the time of preparation. During construction site conditions, or site conditions, or site development, may possibly dictate that amendments of adaptations be made to certain details on the drawing. Strict compliance with the project specifications is also essential. Knight Piésold Consulting (Pty) Ltd will therefore not accept liability for any losses, damages or consequential losses, suffered by any party resulting from the use or implementation of the contents of this drawing, if executed or amended without fulltime supervision by Knight Piésold Consulting (Pty) Ltd.

D.O.	REV	DATE	REVISION	REV BY	CHKD BY	APP BY	AUTH BY	KKS APP	REFERENCE DRAWINGS
	1	09.04.20	ISSUED FOR CONSTRUCTION	MKM	TM	JRW			

AUTHORISED FOR ESKOM BY:
CLASSIFICATION: PBS PATH
CODIFICATION BY:
APPROVED BY: JR WILLIAMSON
CHECKED BY: T MOKOMA
CREATED BY: MK MPHOLO
SCALE: AS SHOWN

Knight Piésold CONSULTING
PR. ENG. 704312
Eskom
ESKOM HOLDINGS SOC Ltd
REG No: 2002/015527/30

MATIMBA POWER STATION
MATIMBA ASH DUMP
PHASE 1 (4 YEARS LINED AREA)
REHABILITATED SLOPES DRAINAGE
REINFORCEMENT DETAILS

301–00825/01–122 REV 1
0.58/61413 SHT 13 REV 1

FOR CONSTRUCTION

DRAWING CLASSIFICATION: CONTROLLED DISCLOSURE